

Lesson #3-14

Isaiah's Prophecy of Hope

Isaiah 61:1-11




Key Verse:

The spirit of the Lord GOD is upon me, because the LORD has anointed me; [God] has sent me to bring good news to the oppressed, to bind up the brokenhearted, to proclaim liberty to the captives, and release to the prisoners.

Isaiah 61:1

The Point:

God will bring justice and peace.



Introduction

Isaiah announces that God has chosen him to share good news. This news is not just for some people, but for everyone, even people who are not sure there is anything good left for them. Those who are hurt will be healed, those who are sad will be comforted, and those who are trapped will be free. People who feel weak will be transformed by God to be strong, like a great tree planted by God to show everyone God's love and goodness. God promises that things that are broken will be fixed. God will not let injustice and wrongdoing last forever.

The Point

God will bring justice and peace. God is actively at work in our lives bringing healing and hope. God loves and cares for all people, even those who might feel left out. While the world still has much brokenness, Isaiah promises a day when all will be fixed. We look forward with hope for that day and God's coming kingdom, recognizing that we are also called to bring healing and hope to those in need in the meantime. Our actions to bring healing and hope today serve as signs of God's promises.

Activities a la Carte

Activities

Supplies

Introduction

Rebuilding Challenges

Learn that God promises to rebuild what is broken.

10 min.

- † Activity Sheets #3-14.A
- † Activity Sheets #3-14.B
- † Activity Sheets #3-14.C
- † Card stock
- † Scissors

Learning the Story

Broken and Fixed

Explore tools that fix things.

10 min.

- † Bibles
- † Variety of tools

Activities

Seeds of Hope

Plant seeds of hope.

10 min.

- † Disposable cups
- † Soil
- † Grass seed

Advent Mural

Continue to add to the Advent mural.


10 min.

- † Advent mural from Lessons #3-12 and #3-13
- † Newspapers or magazines
- † Scissors
- † Tape or glue
- † Yellow or orange paper

Prayer

- † Bandages

God's Story @ Home



Introduction (10 minutes)

Rebuilding Challenges

Learn that God promises to rebuild what is broken.

Supplies:

- † Activity Sheets #3-14.A
- † Activity Sheets #3-14.B
- † Activity Sheets #3-14.C
- † Card stock
- † Scissors

Preparation:

1. Make copies of Activity Sheet #3-14.A, one for each person, and one copy each of #3-14.B and #3-14.C.
2. Consider cutting out the tangram shapes on Activity Sheet #3-14A ahead of time.

Instructions:

1. Invite the participants to begin trying to build the images shown on Activity Sheet #3-14.B using their cut out tangram shapes from Activity Sheet #3-14.A
2. Allow family members several minutes to work on creating the shapes. Share the solutions on Activity Sheet #3-14.C.
3. **How many of you were able to create some of the shapes?**
4. **What was the most difficult?**
5. **What made this activity challenging?**
6. **When we cannot see exactly how separate pieces fit back together, it can be hard to put the shapes together. Today we are going to hear from the prophet**



Isaiah. Isaiah was speaking to the Israelites after the exile, as they were trying to rebuild their lives in Israel. Things were very different, and they were trying to put everything back together. This was challenging for the Israelites, just like putting these puzzles back together.

7. God chose Isaiah to share a word of hope with the Israelites. God wanted them to know that God would one day fix everything that was broken. This was really good news!

Learning the Story (10 minutes)

Broken and Fixed

Explore tools that fix things.

Supplies:

- † Bibles
- † Variety of tools

Preparation:

1. Gather tools: drill, hammer and nails, glue, wire, spackle, etc.

Instructions:

1. Pull out the tools one at a time and ask how each could be used to fix something.
2. **Sometimes things get broken, but there are lots of things that can be fixed.**
3. **Can you think of anything that cannot be fixed?**
4. **Can you think of things in our world that might be broken?** *[Answers will vary but may include: some people do not have food or shelter, the ways we treat people, not everyone know that someone loves them, war, pollution.]*
5. **Some of these things can be fixed. We can share food, we can help others, and we can show God's love. There are also things that we cannot fix all the way.**
6. Read Isaiah 6:1-11 aloud.
7. **Isaiah shares a promise that in God's kingdom everything will be fixed. Everyone who was sad will be comforted, everyone who is lonely will feel love. On that day when God's kingdom comes, everything that is broken will be fixed. That is really exciting news.**
8. **We know this promise, but while we wait for that day, we can tell others that good news, and we can also help partner with God to fix the things that can be fixed. That helps others know about God's love and God's promises.**

Activity (10 minutes)

Seeds of Hope

Plant seeds of hope.

Supplies:

- † Disposable cups
- † Soil
- † Grass seed

Instructions:

1. Isaiah says that righteousness will spring up everywhere. Sometimes just a little bit of work for justice and peace can grow into something big. In fact, Isaiah says that God's people will grow like giant oak trees and stand out to give glory to God because of the ways they work for justice and peace.
2. We know that there will be a day when God will fix all that is broken, but we can work toward that now, trusting that God will fix what we cannot. When we do that, it causes hope to spring up all around us, because people have what they need and know God's love.
3. Today we are going to plant seeds as a reminder that even little things that we do to care for others and creation can cause hope and righteousness to spring up everywhere. It can make something that looks plain, like this cup of dirt, turn into a beautiful garden.
4. That is what God does. God takes things that might seem plain or broken or even ugly and transforms them into something beautiful. God brings healing and hope and can change any situation. We can partner with God to do the same thing. When we do that, it is like little seeds that can change something like a pile of dirt into something beautiful.
5. When you see these seeds growing, remember that all the little things you do to show kindness and love and work for justice and peace can cause something big to grow. It can change someone's heart and change someone's life and that is beautiful, just like a garden!
6. Invite each person to fill a cup with dirt and plant seeds. Remind them to place their cups near a window with some water and watch their garden grow.



Activity (10 minutes)

Advent Mural

Continue to add to the Advent mural.

Supplies:

- † Advent mural from Lessons #3-12 and #3-13
- † Newspapers or magazines
- † Scissors
- † Tape or glue
- † Yellow or orange paper

Before class:

1. Cut a flame shape from the yellow or orange paper.

Instructions:

1. Invite family members to find a picture in the magazine or newspaper that shows justice or peace. Invite them to cut out the picture out and add it to the third candle of the Advent mural.
2. **God promises a day when all that is fixed will be broken. As we wait for that day, we can partner with God in working for justice and peace.**
3. **Today we add these pictures to the third candle of our Advent mural, waiting with hope for the coming of Jesus at Christmas.**
4. Place the third flame shape above the third candle.

Prayer

Supplies:

† Bandages

Instructions:

1. Gather in a circle and pass out a bandage to each person.
2. **This bandage is a reminder that God can fix all things, and God cares for all people, especially those who are hurting either on the outside or the inside. This week, think about a way you can help someone who is hurting. Try to think of a way you can help them experience God's hope.**
3. **Now we are going have a “blessing of the bandages” asking God to be with us this week to help us to share hope with someone, as we remember that God cares for all people. Place your bandage in front of you toward the middle the circle and let's join hands in prayer.**

Before ending, make a point to come together to pray. Use the following or say your own prayer.

Healing God,

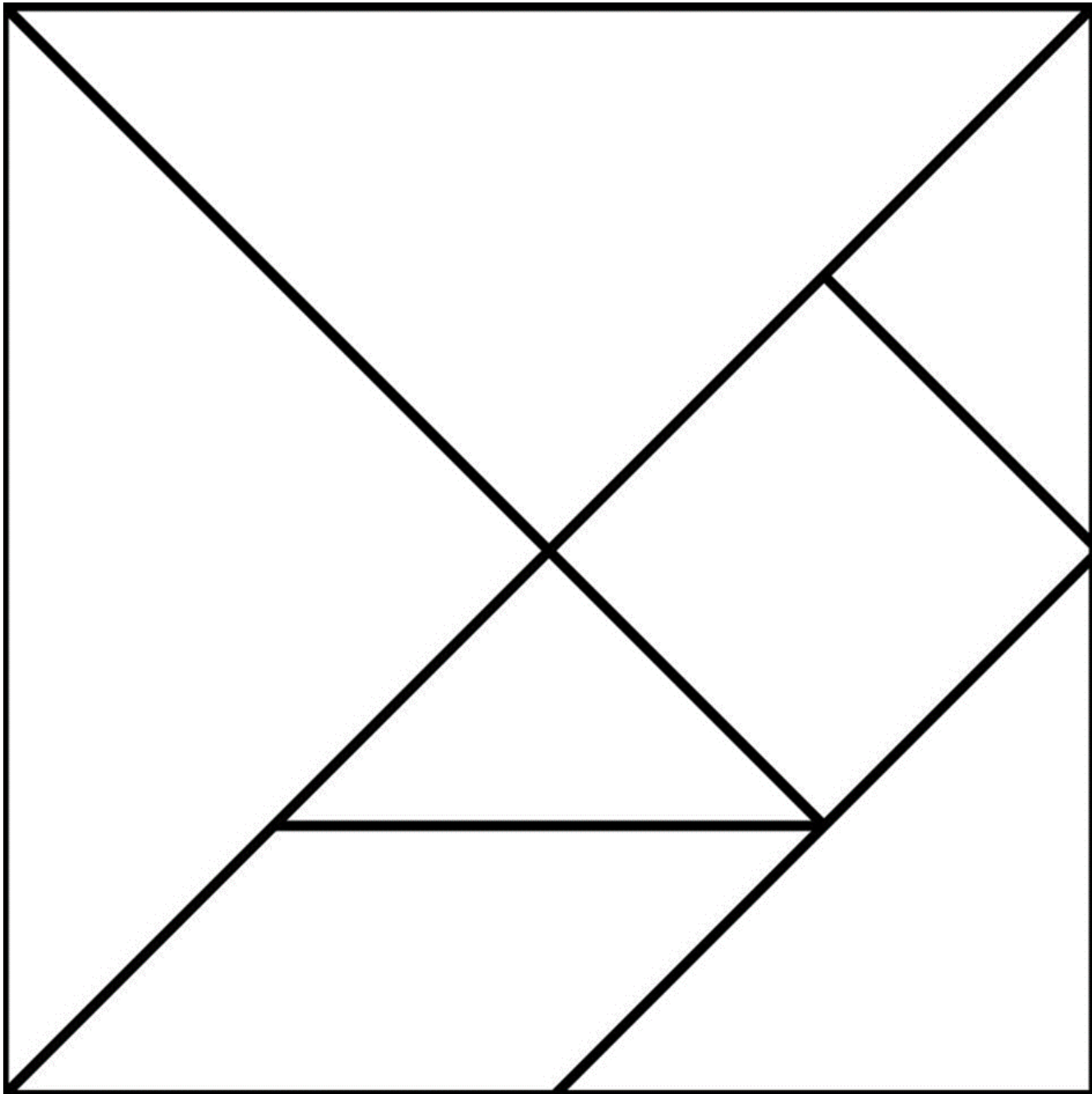
You care for all people, especially those who are hurting or feel trapped or left out. You promise to heal all that is hurt and fix all that is broken. We pray that you would bless these bandages and the people who take them today, that our hands and hearts, our words and actions would help others know that you love them, and that there will be a day when all hearts are healed. Amen.

Take your bandage as a reminder that God will fix all things, and as a reminder to share that hope with someone this week. As we all share this good news, God's hope will spring up everywhere.

If you have the “Living the Word: Sharing God's Story @ Home” sheet, remember to use it throughout the week as a part of your family devotions!


Rebuilding Challenges

Learn that God promises to rebuild what is broken.



Rebuilding Challenges

Learn that God promises to rebuild what is broken.



Rebuilding Challenges

Learn that God promises to rebuild what is broken.

